

2017-2018 GREENVILLE BRANCH PROFILE

What is the impact of food insecurity in the 34 counties served by the Food Bank of Central & Eastern North Carolina? In our service area, 600,000 individuals were unable to consistently access enough nutritious food to live a healthy, active life, or went hungry because they had to skip meals. Hunger has grown into an epidemic, and is still more prevalent than ever, affecting more than just the families living at or below the poverty line. Food insecurity has emerged as a defined reality for hundreds of thousands of hard-working Americans who still cannot keep food on the table. The Food Bank continues our commitment to feed those living with hunger and will be more focused than ever as we deliver care through our programs to serve children, families and seniors.

Counties served: Greene, Lenoir, Pitt, Edgecombe, and Wilson

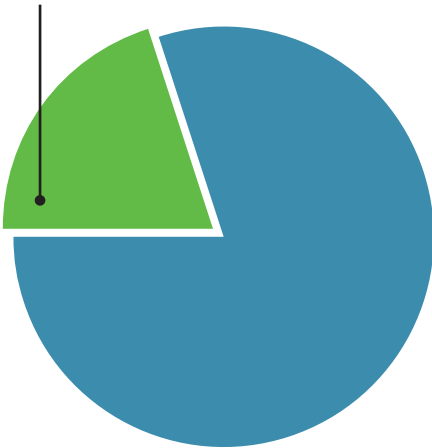
THE NEED Total population¹: 391,020

| Food insecurity ¹ | |
|---|---------------|
| Number of people who are food insecure | 82,560 |
| Percentage of people who are food insecure | 21.0% |
| Children under 18 who are food insecure | 21,540 |
| Percentage of children under 18 who are food insecure | 47.4% |
| Individuals over 65 who are living below the poverty level ² | 6,709 |

| Hunger ³ | |
|--|---------------|
| Number of children receiving free/reduced school meals | 41,222 |
| Percentage of children receiving free/reduced school meals | 87% |
| Unemployment ⁴ | |
| Percentage unemployment June 2018 | 5.6% |

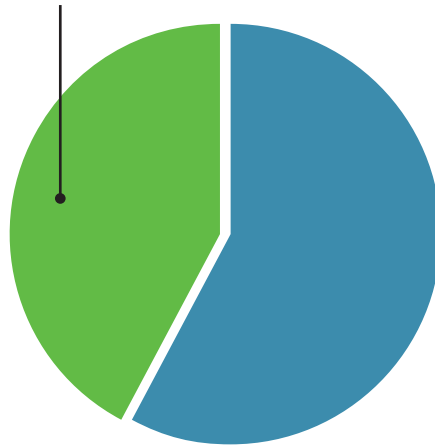
21%

82,560 people are food insecure in the Greenville service area.



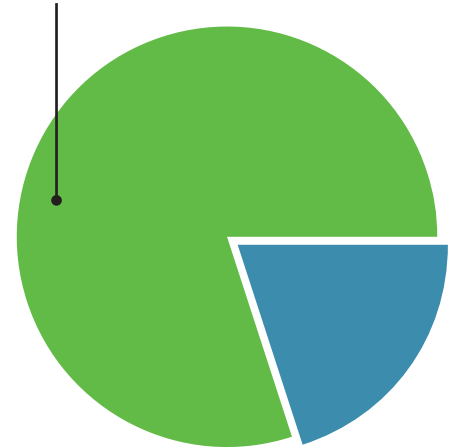
47.4%

42,570 children under 18 are food insecure in the Greenville service area.



87%

41,222 children receiving free/reduced school meals in the Greenville service area.



ADDRESSING NEEDS

| | |
|--|------------------------|
| Total lbs. of food distributed by the Food Bank in 2017-2018 | 68 million lbs. |
| Total meals provided at this branch | 6,894,173 meals |
| Total lbs. of food distributed at this branch | 8,186,831 lbs. |



¹Feeding America Map the Meal Gap 2016

²files.nc.gov/ncdhhs/documents/files/NC%20County%20Aging%20Profiles%202016.pdf

³dpi.state.nc.us/docs/fbs/resources/data/freereduced/2016-17freereduced.xlsx

⁴nccommerce.com/LinkClick.aspx?fileticket=041CGg7cPHs%3D&tabid=1849&mid=4733