

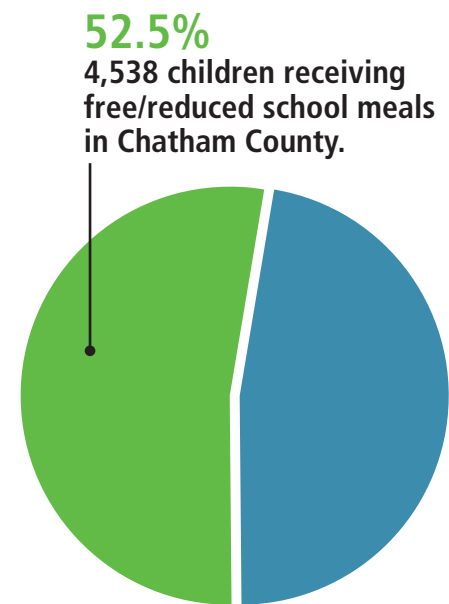
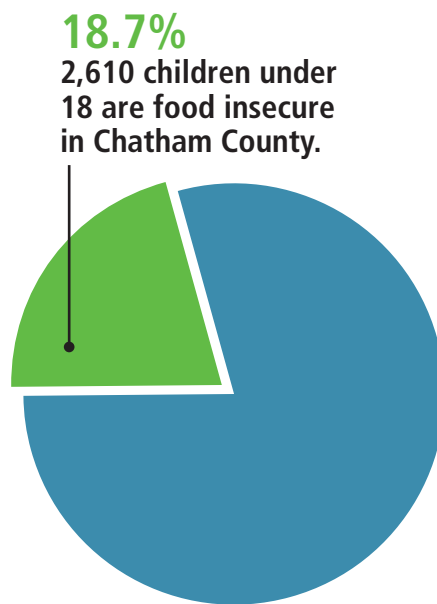
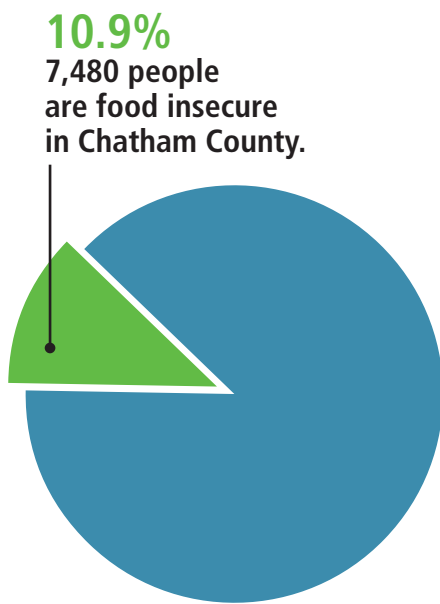
2017-2018 CHATHAM COUNTY PROFILE

What is the impact of food insecurity in the 34 counties served by the Food Bank of Central & Eastern North Carolina? In our service area, 600,000 individuals were unable to consistently access enough nutritious food to live a healthy, active life, or went hungry because they had to skip meals. Hunger has grown into an epidemic, and is still more prevalent than ever, affecting more than just the families living at or below the poverty line. Food insecurity has emerged as a defined reality for hundreds of thousands of hard-working Americans who still cannot keep food on the table. The Food Bank continues our commitment to feed those living with hunger and will be more focused than ever as we deliver care through our programs to serve children, families and seniors.

THE NEED County population¹: 68,778

Food insecurity ¹	
Number of people who are food insecure	7,480
Percentage of people who are food insecure	10.9%
Children under 18 who are food insecure	2,610
Percentage of children under 18 who are food insecure	18.7%
Individuals over 65 who are living below the poverty level ²	1,269

Hunger ³	
Number of children receiving free/reduced school meals	4,538
Percentage of children receiving free/reduced school meals	52.5%
Unemployment ⁴	
Percentage unemployment June 2017	3.6%



ADDRESSING NEEDS

Total lbs. of food distributed by the Food Bank in 2017-2018	68 million lbs.
Total meals provided in this county	564,251 meals
Total lbs. of food distributed in this county	670,048 lbs.



¹Feeding America Map the Meal Gap 2016
²files.nc.gov/ncdhhs/documents/files/NC%20County%20Aging%20Profiles%202016.pdf
³dpi.state.nc.us/docs/fbs/resources/data/freereduced/2016-17freereduced.xlsx
⁴nccommerce.com/LinkClick.aspx?fileticket=041CGg7cPHs%3D&tabid=1849&mid=4733